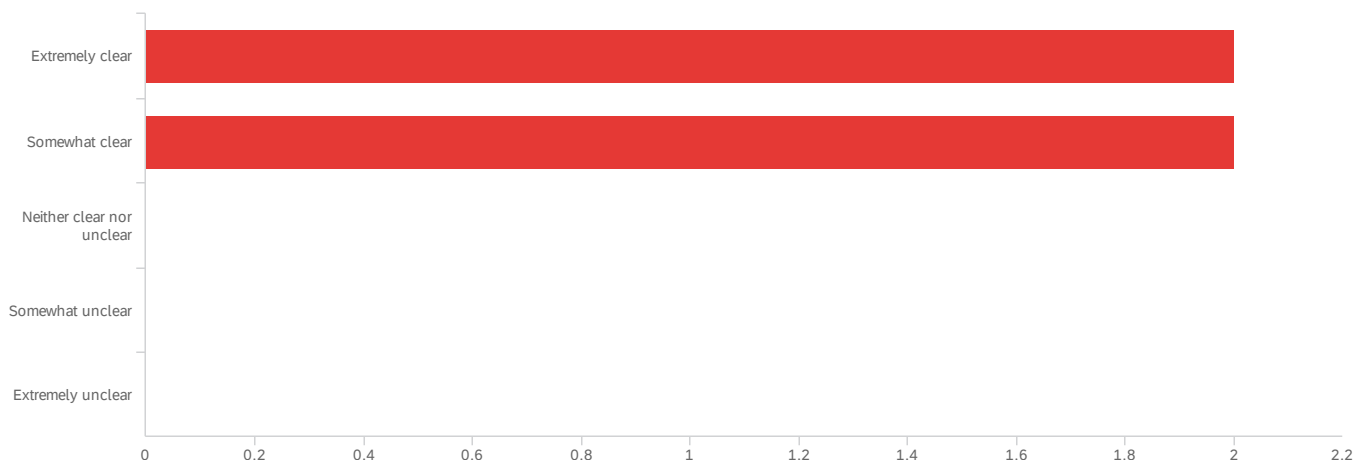


# Default Report

Language Disorders in School-Age Children and Adolescents- Beta test 2023

August 14, 2023 9:39 AM MDT

## Q2 - How clear was language used in the text?

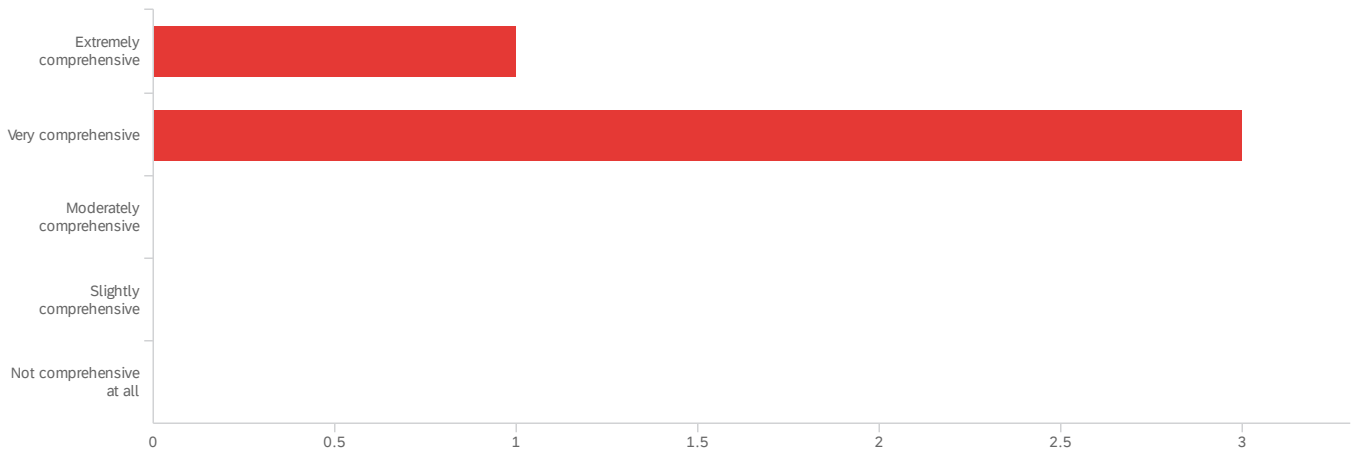


#	Field	Minimum	Maximum	Mean	Std Deviation	Variance	Count
1	How clear was language used in the text?	1.00	2.00	1.50	0.50	0.25	4

#	Field	Choice Count
1	Extremely clear	50.00% 2
2	Somewhat clear	50.00% 2
3	Neither clear nor unclear	0.00% 0
4	Somewhat unclear	0.00% 0
5	Extremely unclear	0.00% 0
		4

Showing rows 1 - 6 of 6

## Q4 - How comprehensive was the information presented in this text?

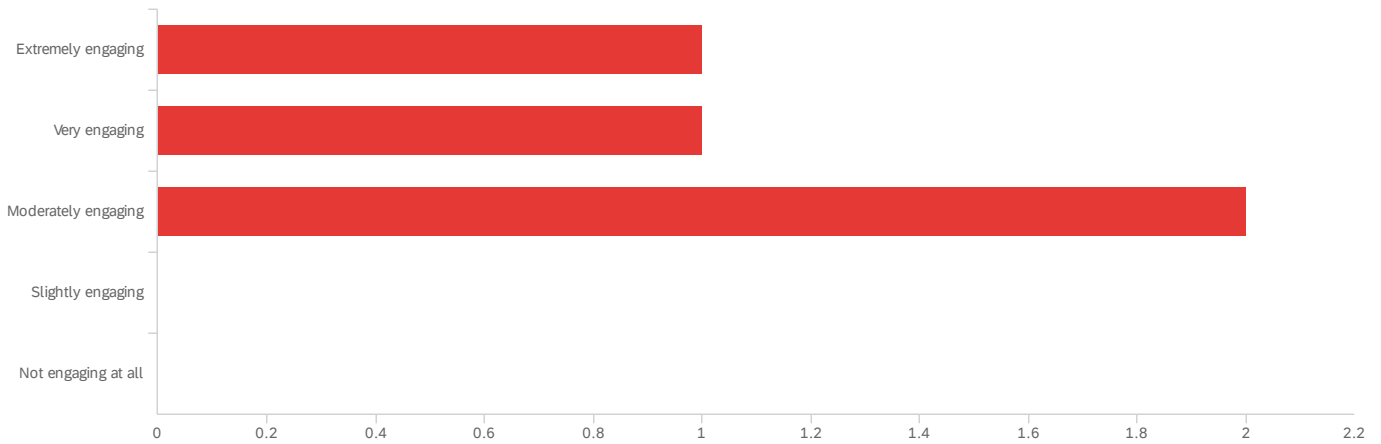


#	Field	Minimum	Maximum	Mean	Std Deviation	Variance	Count
1	How comprehensive was the information presented in this text?	1.00	2.00	1.75	0.43	0.19	4

#	Field	Choice Count
1	Extremely comprehensive	25.00% 1
2	Very comprehensive	75.00% 3
3	Moderately comprehensive	0.00% 0
4	Slightly comprehensive	0.00% 0
5	Not comprehensive at all	0.00% 0
		4

Showing rows 1 - 6 of 6

## Q6 - How engaging was the language used in this text?

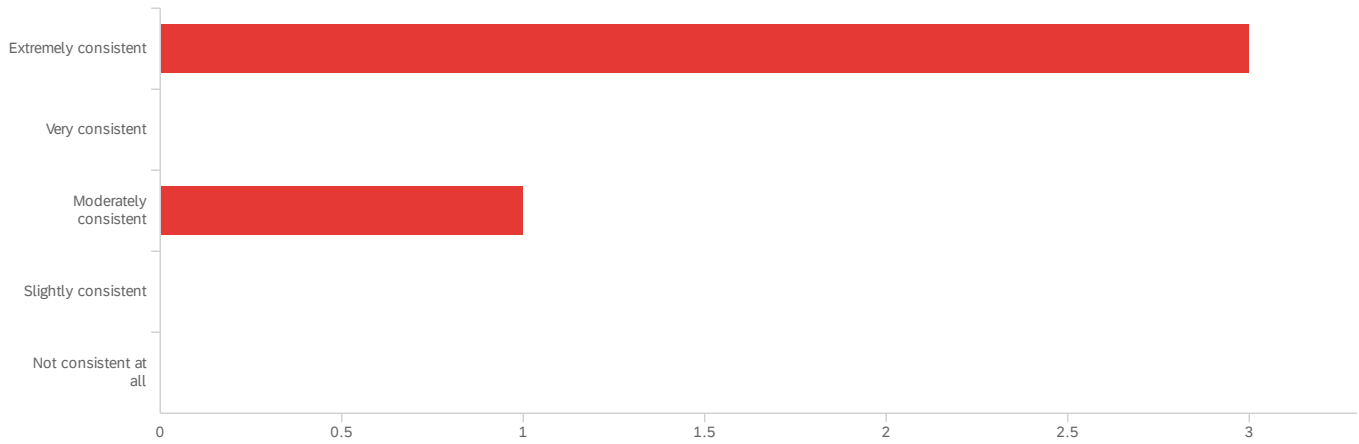


#	Field	Minimum	Maximum	Mean	Std Deviation	Variance	Count
1	How engaging was the language used in this text?	1.00	3.00	2.25	0.83	0.69	4

#	Field	Choice Count
1	Extremely engaging	25.00% 1
2	Very engaging	25.00% 1
3	Moderately engaging	50.00% 2
4	Slightly engaging	0.00% 0
5	Not engaging at all	0.00% 0
		4

Showing rows 1 - 6 of 6

# Q7 - How consistent was the information in this text in terms of terminology and framework?

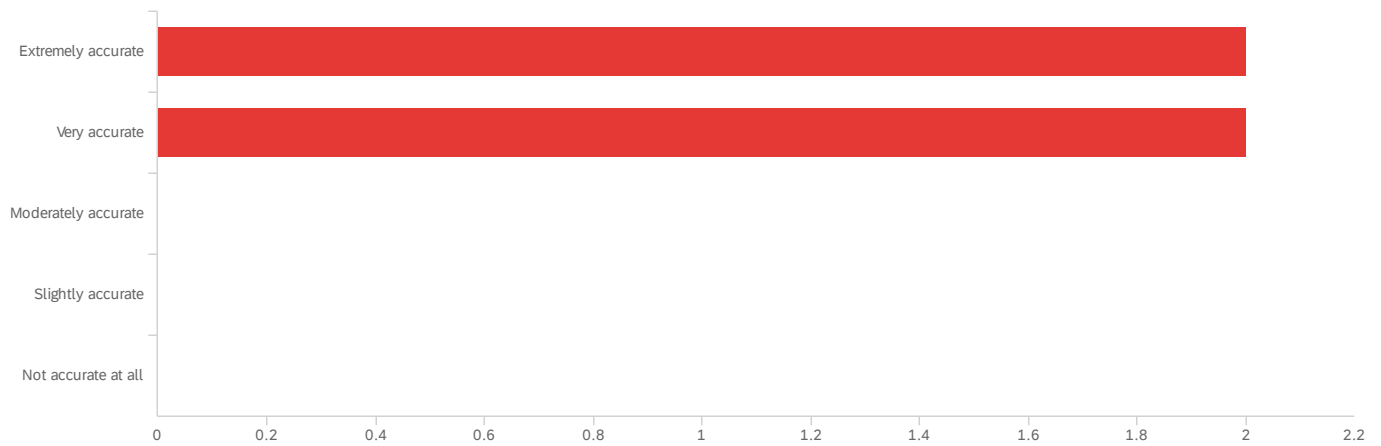


#	Field	Minimum	Maximum	Mean	Std Deviation	Variance	Count
1	How consistent was the information in this text in terms of terminology and framework?	1.00	3.00	1.50	0.87	0.75	4

#	Field	Choice Count
1	Extremely consistent	75.00% 3
2	Very consistent	0.00% 0
3	Moderately consistent	25.00% 1
4	Slightly consistent	0.00% 0
5	Not consistent at all	0.00% 0
		4

Showing rows 1 - 6 of 6

## Q5 - How accurate was the information in this text?

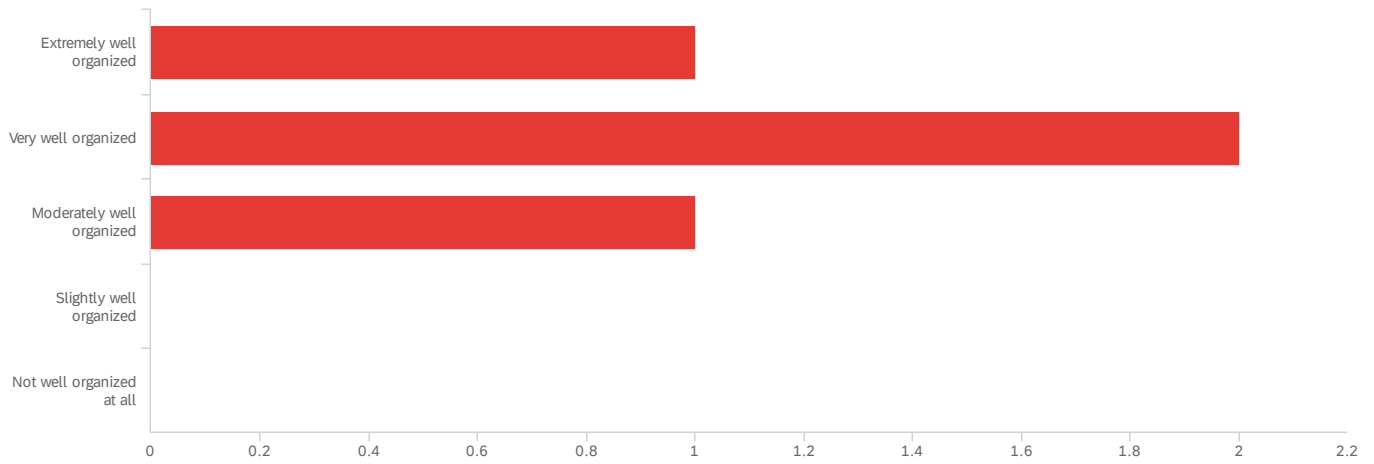


#	Field	Minimum	Maximum	Mean	Std Deviation	Variance	Count
1	How accurate was the information in this text?	1.00	2.00	1.50	0.50	0.25	4

#	Field	Choice Count
1	Extremely accurate	50.00% 2
2	Very accurate	50.00% 2
3	Moderately accurate	0.00% 0
4	Slightly accurate	0.00% 0
5	Not accurate at all	0.00% 0
		4

Showing rows 1 - 6 of 6

## Q8 - How well organized is this text?

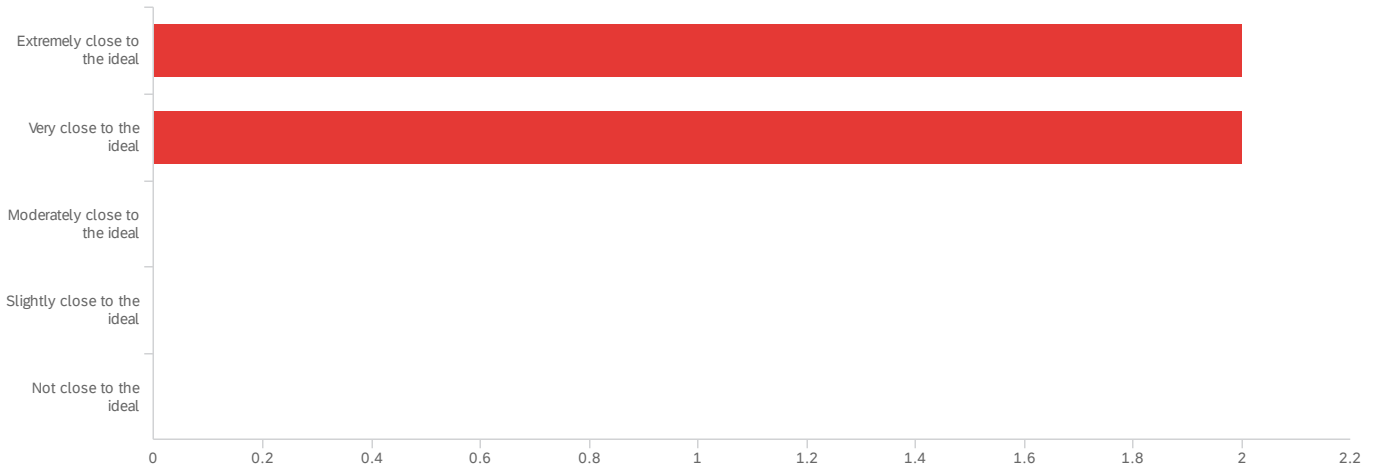


#	Field	Minimum	Maximum	Mean	Std Deviation	Variance	Count
1	How well organized is this text?	1.00	3.00	2.00	0.71	0.50	4

#	Field	Choice Count
1	Extremely well organized	25.00% 1
2	Very well organized	50.00% 2
3	Moderately well organized	25.00% 1
4	Slightly well organized	0.00% 0
5	Not well organized at all	0.00% 0
		4

Showing rows 1 - 6 of 6

Q9 - Please assess the relevance/longevity of this text. That is, is the content up-to-date, but not in a way that will quickly make the text obsolete within a short period of time? Is the text is written and/or arranged in such a way that necessary updates will be relatively easy and straightforward to implement?

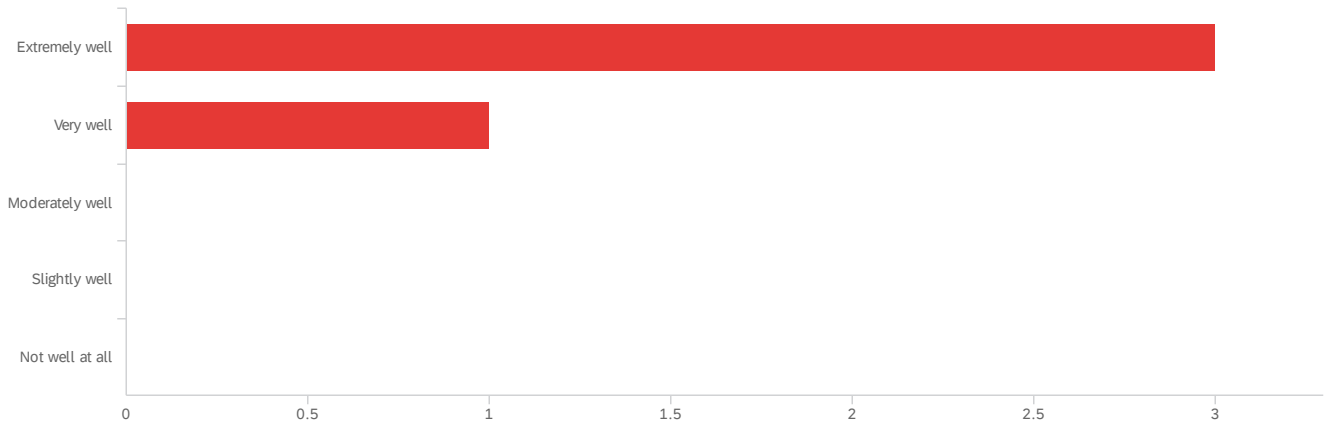


#	Field	Minimum	Maximum	Mean	Std Deviation	Variance	Count
1	Please assess the relevance/longevity of this text. That is, is the content up-to-date, but not in a way that will quickly make the text obsolete within a short period of time? Is the text is written and/or arranged in such a way that necessary updates will be relatively easy and straightforward to implement?	1.00	2.00	1.50	0.50	0.25	4

#	Field	Choice Count
1	Extremely close to the ideal	50.00% 2
2	Very close to the ideal	50.00% 2
3	Moderately close to the ideal	0.00% 0
4	Slightly close to the ideal	0.00% 0
5	Not close to the ideal	0.00% 0
		4

Q10 - How well does the text cover information about working with individuals from culturally/linguistically diverse backgrounds?



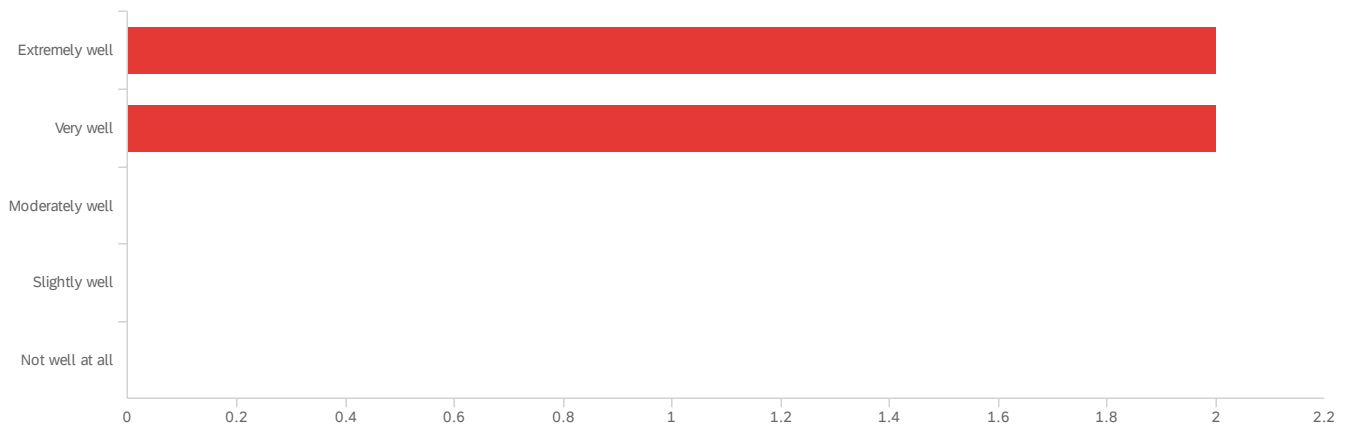
#	Field	Minimum	Maximum	Mean	Std Deviation	Variance	Count
1	How well does the text cover information about working with individuals from culturally/linguistically diverse backgrounds?	1.00	2.00	1.25	0.43	0.19	4

#	Field	Choice Count
1	Extremely well	75.00% 3
2	Very well	25.00% 1
3	Moderately well	0.00% 0
4	Slightly well	0.00% 0
5	Not well at all	0.00% 0
		4

Showing rows 1 - 6 of 6



## Q11 - How well does the text cover the assessment of spoken language disorders?

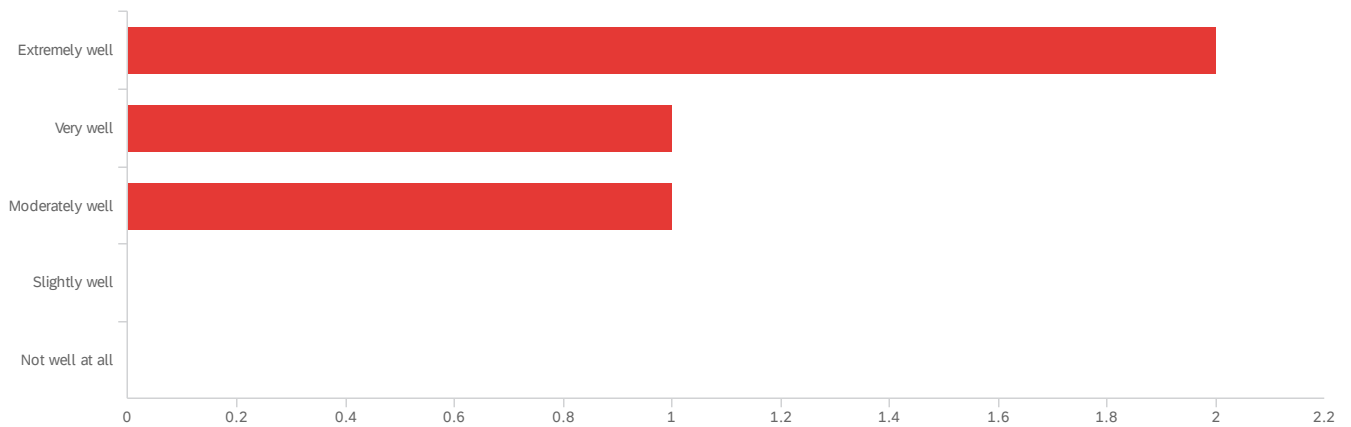


#	Field	Minimum	Maximum	Mean	Std Deviation	Variance	Count
1	How well does the text cover the assessment of spoken language disorders?	1.00	2.00	1.50	0.50	0.25	4

#	Field	Choice Count
1	Extremely well	50.00% 2
2	Very well	50.00% 2
3	Moderately well	0.00% 0
4	Slightly well	0.00% 0
5	Not well at all	0.00% 0
		4

Showing rows 1 - 6 of 6

## Q12 - How well does the text cover the assessment of written language disorders?

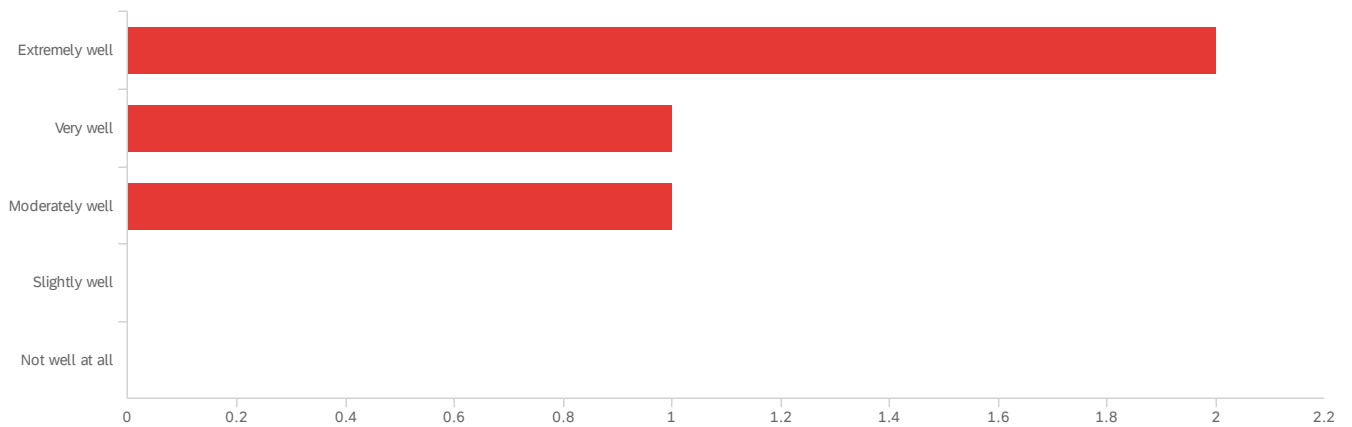


#	Field	Minimum	Maximum	Mean	Std Deviation	Variance	Count
1	How well does the text cover the assessment of written language disorders?	1.00	3.00	1.75	0.83	0.69	4

#	Field	Choice Count
1	Extremely well	50.00% 2
2	Very well	25.00% 1
3	Moderately well	25.00% 1
4	Slightly well	0.00% 0
5	Not well at all	0.00% 0
		4

Showing rows 1 - 6 of 6

### Q13 - How well does the text cover intervention for spoken language disorders?

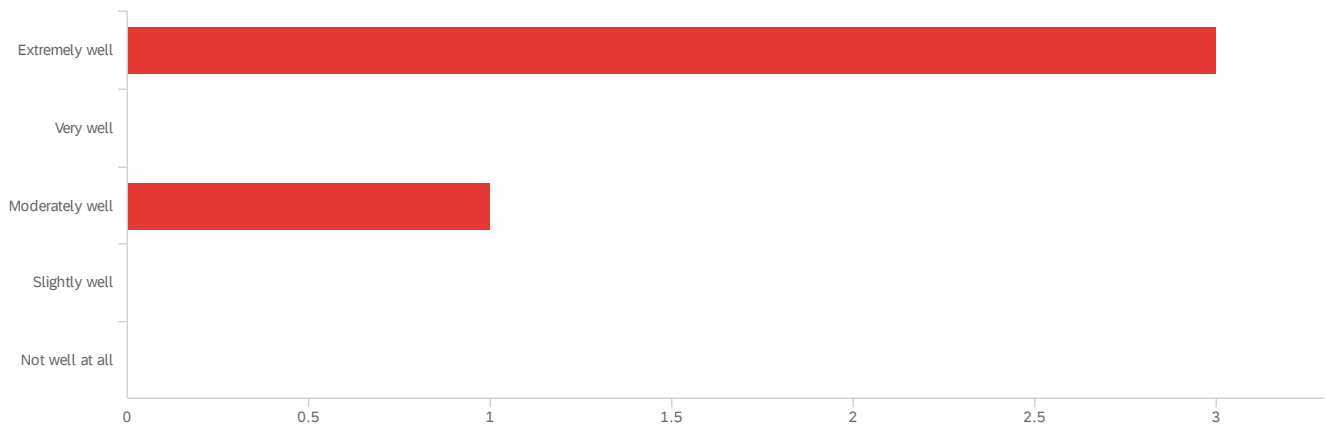


#	Field	Minimum	Maximum	Mean	Std Deviation	Variance	Count
1	How well does the text cover intervention for spoken language disorders?	1.00	3.00	1.75	0.83	0.69	4

#	Field	Choice Count
1	Extremely well	50.00% 2
2	Very well	25.00% 1
3	Moderately well	25.00% 1
4	Slightly well	0.00% 0
5	Not well at all	0.00% 0
		4

Showing rows 1 - 6 of 6

## Q14 - How well does the text cover intervention for written language disorders?

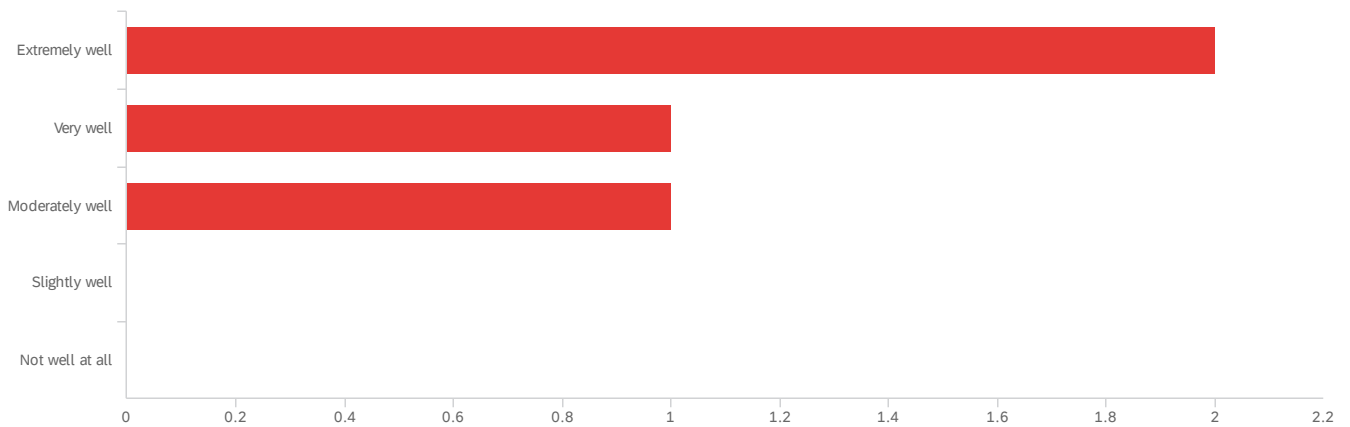


#	Field	Minimum	Maximum	Mean	Std Deviation	Variance	Count
1	How well does the text cover intervention for written language disorders?	1.00	3.00	1.50	0.87	0.75	4

#	Field	Choice Count
1	Extremely well	75.00% 3
2	Very well	0.00% 0
3	Moderately well	25.00% 1
4	Slightly well	0.00% 0
5	Not well at all	0.00% 0
		4

Showing rows 1 - 6 of 6

## Q28 - How well did the chapter quizzes contribute to your learning?

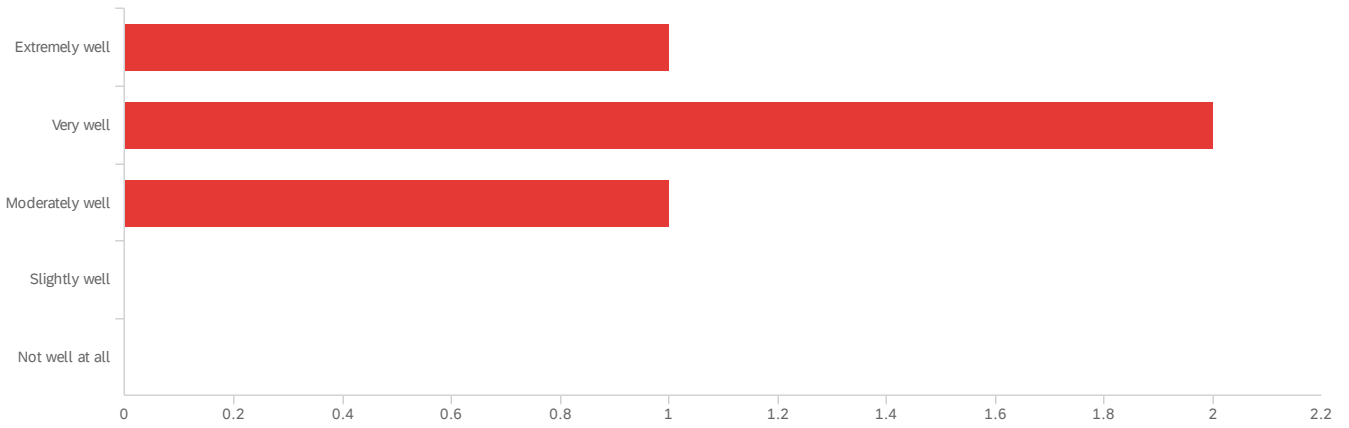


#	Field	Minimum	Maximum	Mean	Std Deviation	Variance	Count
1	How well did the chapter quizzes contribute to your learning?	6.00	8.00	6.75	0.83	0.69	4

#	Field	Choice Count
6	Extremely well	50.00% 2
7	Very well	25.00% 1
8	Moderately well	25.00% 1
9	Slightly well	0.00% 0
10	Not well at all	0.00% 0
		4

Showing rows 1 - 6 of 6

Q3 - How well did use of this text facilitate your learning about language disorders in school-aged children and adolescents?

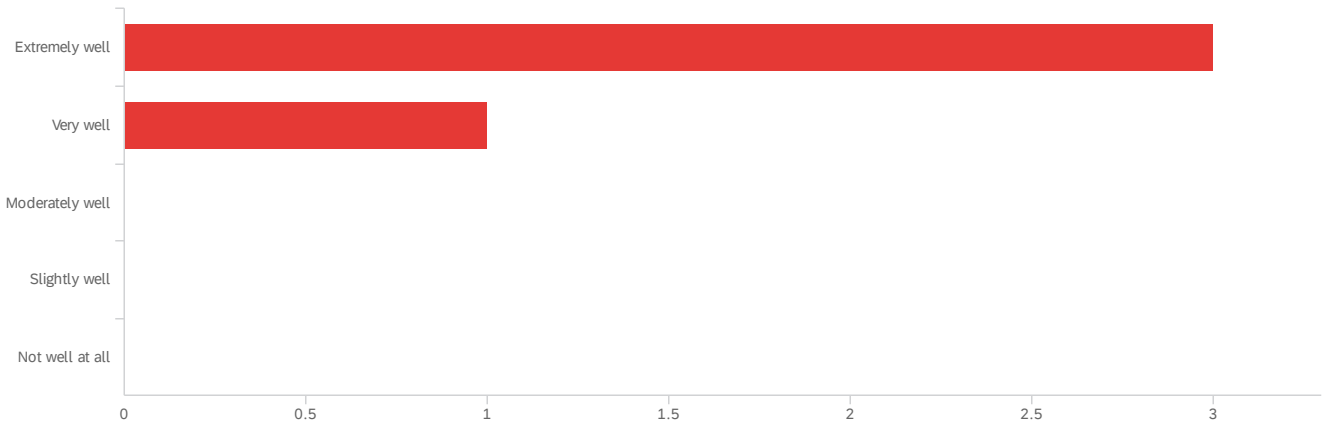


#	Field	Minimum	Maximum	Mean	Std Deviation	Variance	Count
1	How well did use of this text facilitate your learning about language disorders in school-aged children and adolescents?	1.00	3.00	2.00	0.71	0.50	4

#	Field	Choice Count
1	Extremely well	25.00% 1
2	Very well	50.00% 2
3	Moderately well	25.00% 1
4	Slightly well	0.00% 0
5	Not well at all	0.00% 0
		4

Showing rows 1 - 6 of 6

# Q15 - How well does this book meet the needs of graduate students in speech-language pathology?

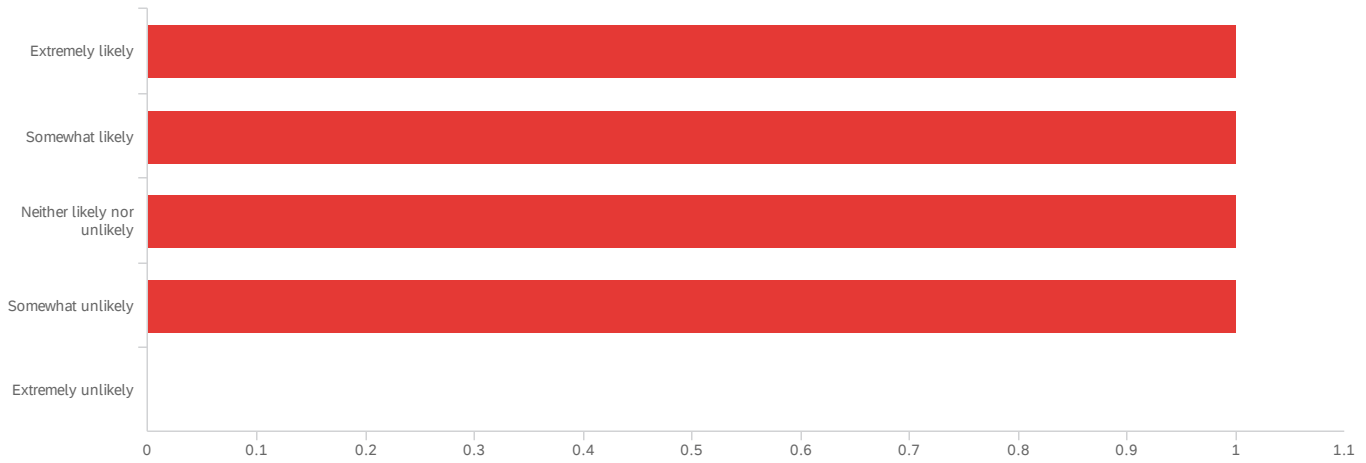


#	Field	Minimum	Maximum	Mean	Std Deviation	Variance	Count
1	How well does this book meet the needs of graduate students in speech-language pathology?	1.00	2.00	1.25	0.43	0.19	4

#	Field	Choice Count
1	Extremely well	75.00% 3
2	Very well	25.00% 1
3	Moderately well	0.00% 0
4	Slightly well	0.00% 0
5	Not well at all	0.00% 0
		4

Showing rows 1 - 6 of 6

Q16 - If this book were available for purchase, like traditional textbooks (which it won't be), how likely would you be to purchase it?



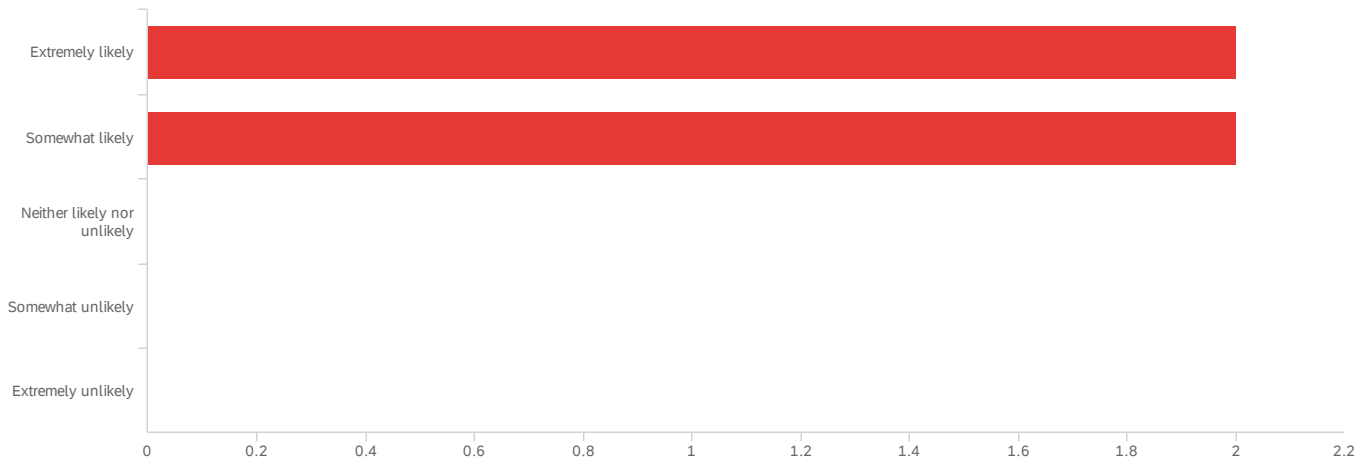
#	Field	Minimum	Maximum	Mean	Std Deviation	Variance	Count
1	If this book were available for purchase, like traditional textbooks (which it won't be), how likely would you be to purchase it?	1.00	4.00	2.50	1.12	1.25	4

#	Field	Choice Count
1	Extremely likely	25.00% 1
2	Somewhat likely	25.00% 1
3	Neither likely nor unlikely	25.00% 1
4	Somewhat unlikely	25.00% 1
5	Extremely unlikely	0.00% 0
		4

Showing rows 1 - 6 of 6



## Q17 - How likely would you be to recommend this book to other students?

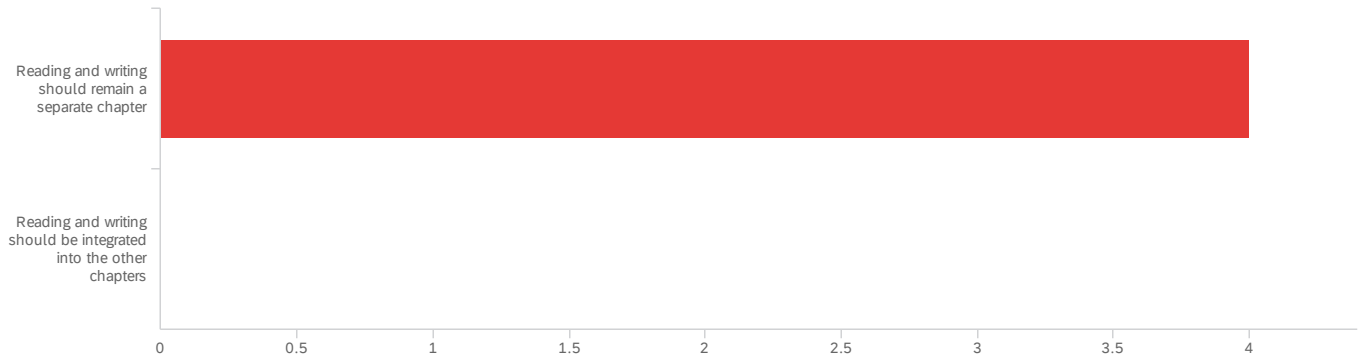


#	Field	Minimum	Maximum	Mean	Std Deviation	Variance	Count
1	How likely would you be to recommend this book to other students?	1.00	2.00	1.50	0.50	0.25	4

#	Field	Choice Count
1	Extremely likely	50.00% 2
2	Somewhat likely	50.00% 2
3	Neither likely nor unlikely	0.00% 0
4	Somewhat unlikely	0.00% 0
5	Extremely unlikely	0.00% 0
		4

Showing rows 1 - 6 of 6

Q18 - In your opinion, should the chapters on reading and writing remain separate from the chapters on spoken language or should they be integrated into the chapters on spoken language?



#	Field	Minimum	Maximum	Mean	Std Deviation	Variance	Count
1	In your opinion, should the chapters on reading and writing remain separate from the chapters on spoken language or should they be integrated into the chapters on spoken language?	1.00	1.00	1.00	0.00	0.00	4

#	Field	Choice Count
1	Reading and writing should remain a separate chapter	100.00% 4
2	Reading and writing should be integrated into the other chapters	0.00% 0

4

Showing rows 1 - 3 of 3

## Q19 - What suggestions do you have for improving the text?

What suggestions do you have for improving the text?

---

I enjoyed the content but there were a lot of grammatical errors and some of the sentences were worded in a slightly confusing manner. I think after editing the text, the book will be great!

## Q20 - What do you like most about this text?

What do you like most about this text?

---

I enjoyed how it was broken up into sections that were clear and informative. I also enjoyed how the text was easy to read while still included much evidence based practice as well.

The content and organization of the chapters and how everything was broken up.

Free open access

## Q21 - What did you dislike about this text?

What did you dislike about this text?

---

Nothing specific! The only aspect I disliked is that it was very repetitive of the articles we were required to read for class, so for our class specifically, it seemed redundant to read the articles and the book.

Q22 - If there is a paragraph or sentence you would like published as a review of this text, please enter it here. If I can include your name with your quote, please include your name at the end.

If there is a paragraph or sentence you would like published as a review of...

---

Q23 - If you would like to be credited as a reviewer in the book, please type your name

(you can choose to remain anonymous).

If you would like to be credited as a reviewer in the book, please type you...

---

Kalen Tchorzynski

Abigail Ortwine

## Q26 - What else would you like to share about this text and your experience using it?

What else would you like to share about this text and your experience using...

---

I loved the format of the website. It was easy to use and navigate! I would keep it posted in the same format.

**End of Report**